


Starting School in Scoil Bhríde

Points to

Remember

- School starts at 9.15am and finishes for junior infants at 2pm. Please collect your child on time at the front of the school.
- Each morning at 9.15am every class in the school assemble in the G.P. room to sing and pray together. We also share our news with each other and celebrate birthdays.
- Please keep an eye in your child's reading-bag as it may contain notes for parents. We also have a text service in the school for reminders of school closures etc. It is important to regularly update the school with mobile number changes.
- Always inform the teacher if someone different is collecting your child from school.
- Parents are always welcome to visit the school by appointment to review their child's progress. Please communicate minor issues to the teacher through a written note.



Welcome

Fáilte romhat agus roimh do pháiste chuig Scoil Bhríde, áit do pháistí.

This is a new and exciting stage in your child's life. During this year your child will make new friends, enjoy new experiences and learn many new skills. We now, teachers and parents, have the chance to work as partners to ensure that at the end of this school year your child will have a positive attitude towards education based on social and academic confidence.

Practical Tips

- ◆ Be sure that your child recognises her/his own belongings, including clothing. Label belongings clearly. Label books on the outside rather than on the inside.
- ◆ Practice opening and closing buttons, zips, drinks and lunchbox with your child.
- ◆ Trousers with elasticated waists and **shoes that close with velcro** allow children of this age to develop greater independence.
- ◆ When starting school your child should be able to go to the toilet independently. Check that she/he can wipe themselves and knows the routine of flushing the toilet, not overusing toilet-paper and washing hands.
- ◆ Children need plenty of rest after the effort and excitement of a day at school, so make sure he/she gets to bed early and gets plenty of sleep.



Reading and Writing

Junior infants is an important year during which children learn the skills needed for reading and writing which they will use and develop as they progress through the school. For this reason the emphasis is on developing these

pre-reading and pre-writing skills.

Pre-reading skills involves lots of oral activities and games to aid language development. "Big Books" and small books are used to develop the

children's vocabulary and reading skills.

We would encourage parents to read at home with their children as much as possible. Stories and nursery rhymes are good starting points.

Pre-writing skills involves, among other

things, learning how to hold a crayon / pencil and left-to-right orientation. Letters are taught using the Jolly Phonics programme.

If you want more information on Jolly Phonics look up www.jollylearning.co.uk and click the heading 'Jolly Phonics'.

Jolly Phonics is a thorough foundation for reading and writing. It teaches the letter sounds in an enjoyable and multisensory way.

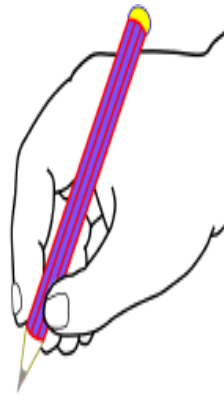
The children will learn two letter sounds a week. The 42 main sounds in English are taught, not just the alphabet. When all letter sounds are taught letter names will be introduced. Letter sounds shall be taught in the following order. s, a, t, i, p, n, ck, e, h, r, m, d, g, o, u, l, f, b, ai, j, oa, ie, ee, or, z, w, ng, v, oo, y, x, ch, sh, th, qu, ou, oi, ue, er, ar.

Preparing Your Child For Schoolwork

Good writing is all about muscle and motor control so it will help your child greatly if he/she is practised at colouring, drawing, painting, manipulating materials such as play-dough, construction work, jigsaws etc. Noting visual differ-

ences is essential to reading and this skill is practised and encouraged by use of matching games, construction work, jigsaws etc. Reading aloud to your child will cultivate an interest in, and love of reading.

Correct pencil hold



We encourage the children to hold their pencil using their 'froggy legs'. This picture shows how the children should hold their pencil. Unfortunately many children are holding their pencil incorrectly. Please support us in encouraging your child to hold their pencil correctly.

Clothing



The children wear the standard school uniform. The tracksuit should be worn on P.E. days which will be specified by the teacher. Please ensure that all clothes likely to be removed i.e. coats, hats, scarves, gloves, jumpers etc. are clearly labelled with your child's name as many children possess similar items.

We do not recommend trousers with clasps or belts which may be difficult to open. Only velcro shoes or runners are allowed as it is not viable for the teacher to tie shoelaces.

School Procedure:

Drop off & Collection:

The front doors are opened at 9.00 a.m. and children enter their classrooms on their own. This is to encourage independence. Encourage your child to become independent in the classroom and school environment-unpack their bags and hang up coat. The exit procedure is that parents wait at the front of the school and teachers will bring children out.

Lunches

We strongly urge you to follow our “healthy lunchbox” recommendations. Please read the *Healthy Lifestyle* policy.

We try to ensure that the children eat a good portion of their lunch, particularly their sandwiches. Please check that your child likes the contents of their lunch to ensure they will eat it in school.

Absent


Please place note of explanation for any absence in your child’s reading bag or ring the office on 045-441645.

Breaktime

There are three breaks during the day, a ‘fruit break’ from 10.15am to 10.20am, as the name suggests the children eat a piece of fruit at this time (ensure fruit is cut up). A ‘small break’ is from 10.45am to 11.00am and there is a longer break from 12.30pm to 1.00pm. During the ‘small’ and ‘big break’ the children play outside on the junior yard.

Social Readiness

Kind words are important. Encourage your child to play fairly and discourage negative behaviour like pushing, biting or screaming. Learn to set rules at home and have consequences.



Homework

During the first school term, from September to Christmas, children learn their pre-writing skills. This written work is generally done in school so the children will not need to bring home workbooks.

During the month of October the children will bring home a ‘sound copy’ containing all of the letter sounds that they have learned to date. Every Thursday the children will have this homework which will involve tracing the letter and saying it’s sound (not it’s name).

After Halloween the children will bring home their ‘reading bags’.



Health and Safety

If your child develops any contagious illness such as chickenpox, please keep him away from school until the period of contagion is over and inform his teacher immediately. We recommend that you check your child regularly for headlice which is highly contagious, treat immediately if they occur and inform the teacher so that notification of possible risk may be sent out to other parents. All information regarding your child’s health is treated in the strictest confidence. **Sick children should not be sent to school.**

Birthday

It is school policy that invitations / cards / presents may not be distributed within the classroom. We are striving towards an all inclusive environment and do not wish any children to feel left out.

Security

In the interest of safety and security, access to the school is restricted during the school day by the use of security doors. Once the children are in school in the morning, and you wish to call into a classroom or collect your children, you should report to Emer in the main office. The office is the first door on the left as you face the school.